

# HIOKI

GENNECT Cross SF4071, SF4072

## GENNECT Cross



Performance beyond measure

Free Application

# GENNECT Cross is

## an app that makes instruments smarter.

For example, do you share any of these concerns?

I want to increase the quality and efficiency of my work.

Failure locations are hard to explain over the phone.

I want to know the cause and time of electric leaks.

Creating reports is a pain in the neck.

I've got no idea what the cause of the failure is.

Inrush current tripped a circuit breaker, but I don't know how large the current was.

I want to detect fluctuations in the load current, but I don't have a data logger.

Measured values are normal, but the problem continues. Harmonics? We can't measure that...

All solved with **GENNECT Cross** !

# GENNECT Cross shines in these situations

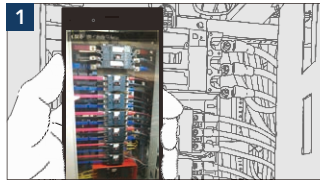
## 01

**Measuring insulation resistance during an annual inspection.**

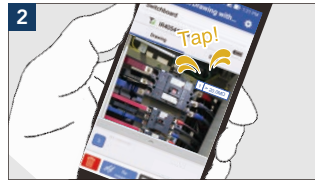
It was time-consuming to create reports, but with GENNECT Cross, it's easy to make measurements and create reports at the same time.



### Operation



Take a picture of the service panel.



Tap the locations you wish to measure.

### Photograph/ drawing measurement

- Place measured values on a photograph
- Measured values can be transferred from the instrument using Bluetooth® or entered manually



Measured values are placed on the photograph. Your PDF report will be ready in no time.



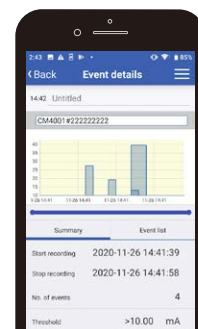
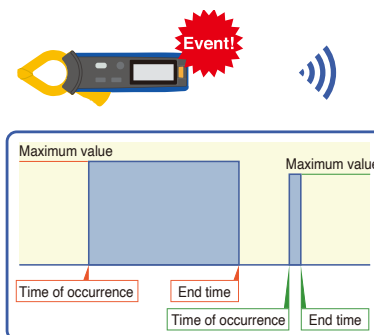
## 02

**“When did the electric leak occur, and how large was it ?”**

Thanks to GENNECT Cross, which can record such data, you can search for the cause of the leak.

### Events Recording

- The time of the electric leak, end time, and maximum value are recorded
- That data can be reviewed as a time-series graph
- Intermittent electric leaks can also be detected



### Operation

1. Set the threshold (value at which to determine an electric leak has occurred)
2. Install the instrument
3. The instrument will record the time and measured value whenever the threshold is exceeded
4. Measured values can be transferred using Bluetooth® and immediately graphed

## 03

“But the measured values are normal... maybe there’s a noise component ?”

**You’ve got GENNECT Cross!**

**Find the cause with waveform measurement or a logger!**

### Waveform display/FFT

**If you can’t resolve the issue with measured values alone...**

- Waveform distortion and noise are obvious.

### Harmonic analysis

**If you know the waveform is distorted...**

- You know the harmonic order, too.
- Log the harmonic component and search for the cause.

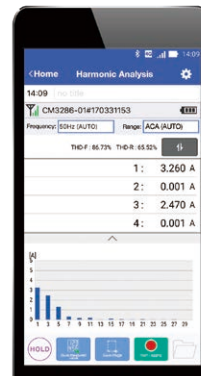
### Logging

**If the measured values exhibit variability...**

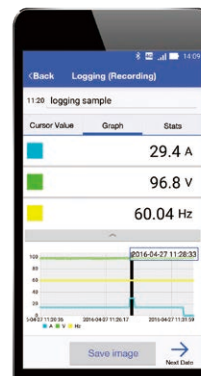
- You can measure the fluctuations using the logging function.
- Sample data with an interval as short as 1 sec.



Waveform display/FFT



Harmonic analysis



Logging



## 04

“The starting current from a high-efficiency motor is so large that it trips the circuit breaker...”

**You can measure the starting current with a current clamp meter, but GENNECT Cross allows you review the waveform, too.**

**That will make your report even clearer.**

### Supported models

AC/DC Clamp Meter CM4371-50, CM4373-50,  
CM4375-50, AC Clamp Meter CM4141-50,  
AC Leakage Clamp Meter CM4001, CM4002, CM4003

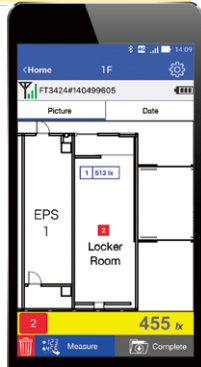


## GENNECT Cross shines in these situations

# 05

**It's amazing to be able to create illuminance measurement reports, a process that used to be quite difficult, in the field!**

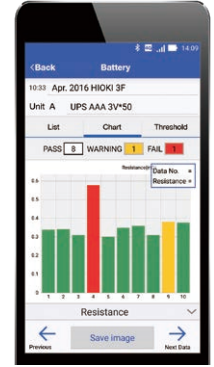
You can place illuminance measured values on top of drawings. Naturally, measured values are entered automatically using Bluetooth®.



# 06

**UPS maintenance has never been so easy.**

Manage deterioration of high-capacity batteries like those used in a UPS. If you use GENNECT One (a free PC application that ships with Hioki's battery testers), you can create a graph comparing current and past data.



# 07

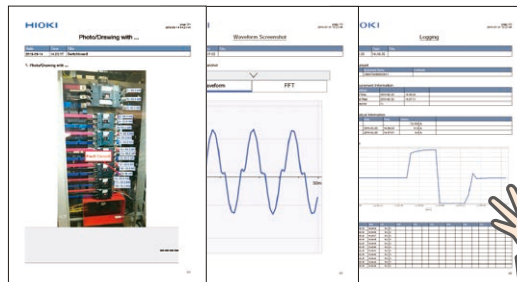
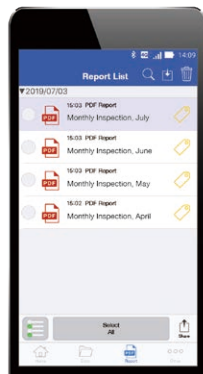
**“We discovered an issue in the field. It's quite tricky to report on that accurately to the customer and our supervisor over the phone.”**

**GENNECT Cross can summarize photographs and measurement results and report them via email.**

**This way, you can communicate quickly and precisely.**

### Fast, precise reports

You can create PDF reports from files created by GENNECT Cross.



# GENNECT Cross **Getting started**

## Just connect the Wireless Adapter Z3210.

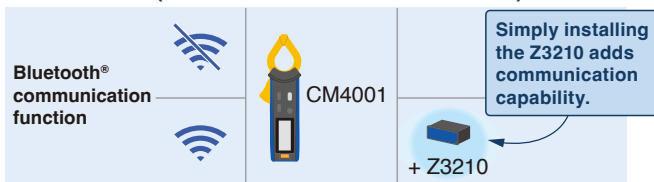
It's extremely easy to prep an instrument. Simply remove the battery cover and insert the Z3210.

There's no need to pair the device; you can connect to GENNECT Cross immediately.

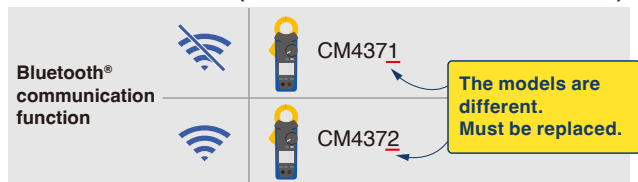
If you're using an older model with built-in Bluetooth®, you can connect to GENNECT Cross without the Z3210.



### New method (with WIRELESS ADAPTER Z3210)



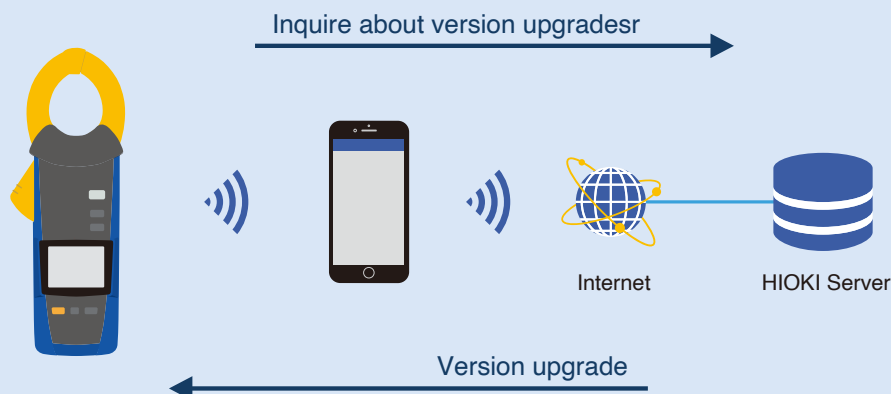
### Conventional method (with built-in communication function)



## The Z3210 supports over-the-air (OTA) updates. Ensure your instrument is always running the latest firmware.

If you're using the Wireless Adapter Z3210 with a supported instrument, you can update its firmware via GENNECT Cross. Updates improve instrument functionality.

This way, you can keep your instrument running the latest firmware so you can use it over the long term.



## Connect to GENNECT Cloud for smarter data collection and file sharing.

Log in to GENNECT Cloud from GENNECT Cross.

You can view acquisition data in real time from a remote location and share data on the cloud.

Multiple devices running GENNECT Cross can connect to GENNECT Cloud.

GENNECT Cloud has free and paid plans.



### Unique advantages of the cloud

#### 1 Monitor function

If you save instrument data collected at a 1 min. interval in the cloud, you can review it in real time from a remote location. Even if you're using multiple instruments, you can collect data onto a single graph.

#### 2 Drive functionality

Files saved on GENNECT Cloud can be shared with other GENNECT Cross devices in the same account. In addition, file contents can be viewed in a web browser.

### GENNECT Cross-compatible models

To use GENNECT Cross, you'll need to install the Wireless Adapter Z3210 (option).



DT4261



IR4057-50



FT6031-50



FT6380-50



PD3259-50



BT3554-5x



FT4310



FT3425



CM4371-50



CM4373-50



CM4375-50



CM4141-50



CM3286-50



CM4001



CM4002



CM4003



CM7291

These instruments are also available as -90 models, which include the Z3210.

Examples: For the CM4375-50, the model number for the bundle would be CM4375-90.

Available functionality varies by instrument.  
Visit Hioki's website for details and the latest information.





## GENNECT Cross-compatible devices

Operating system	Operating specifications
iOS	iOS 13/14/15      iPadOS 13/14/15
Android	Android™ 9/10/11/12

## Downloading GENNECT Cross

GENNECT Cross is a free app. The iOS version can be downloaded from the App Store®, while the Android version can be downloaded from Google Play™.

Search for “GENNECT Cross” on Google Play™ or the App Store®.



\*Android, Google Play and the Google Play logo are trademarks of Google Inc.  
 \*iOS is a registered trademark of Cisco Technology, Inc. and/or its affiliates in the United States and certain other countries.  
 \*iPhone, iPad, iPad mini, iPad Pro and iPod touch are trademarks of Apple Inc.  
 \*Apple and the Apple logo are trademarks of Apple Inc. App Store is a service mark of Apple Inc.  
 \*Microsoft, Windows, Windows Vista, and Excel are either registered trademarks or trademarks of Microsoft Corporation in the United States and/or other countries.  
 \*Company names and Product names appearing in this catalog are trademarks or registered trademarks of various companies.  
 \*The Bluetooth® word mark and logos are registered trademarks owned by Bluetooth SIG, Inc. and any use of such marks by HIOKI E.E. CORPORATION is under license.  
 \*For the latest information about countries and regions where wireless operation is currently supported, please visit the Hioki website.

## GENNECT Cloud Specifications

Functionality	Trial (Free, usage limited to 3 months)	Free (Free)	Basic (Fees apply)	Pro (Fees apply)
Monitor function	Collect and save GENNECT acquisition data (logged at a 1 min. interval) and display it in real time.			
Drive functionality	Manage and export GENNECT polled data and instrument data files.			
Alarm function	Alarm notification destinations: Email, Microsoft Teams, Slack, LINE, GENNECT Cross			
Console function	–	–	Control instruments remotely (not supported by GENNECT Cross)	
Cloud storage space	500 MB	5 GB	50 GB	500 GB
No. of users / No. of teams / No. of measurement groups	1 / 0 / 1	3 / 3 / 1	10	100
Max. no. of alarms per measurement group	1	3	30	100
WebAPI use	No	No	No	Yes

## GENNECT Cloud

To create an account

<https://cloud.gennect.net>

## GENNECT More information

### GENNECT website

The following site provides detailed information about GENNECT Cross and other apps:

<https://www.gennect.net/en>



**HIOKI**  
 HIOKI E. E. CORPORATION

#### HEADQUARTERS

81 Koizumi,  
 Ueda, Nagano 386-1192 Japan  
<https://www.hioki.com/>



Scan for all  
 regional contact  
 information

\*The Bluetooth® word mark and logos are registered trademarks owned by Bluetooth SIG, Inc. and any use of such marks by HIOKI E.E. CORPORATION is under license.  
 Note: Company names and product names appearing in this brochure are trademarks or registered trademarks of various companies.

DISTRIBUTED BY